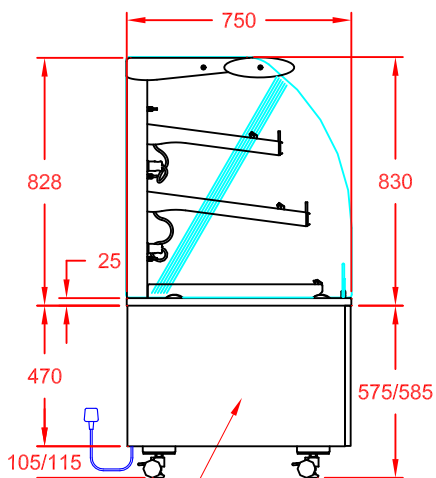
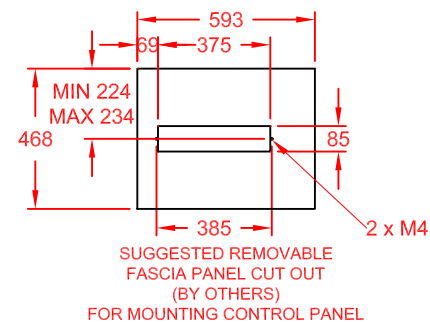


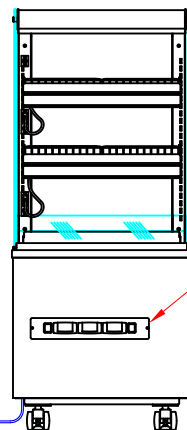
PLAN VIEW



SIDE & FRONT FASCIA  
PANELS IN BLACK  
PLASTISOL AS STANDARD.  
OPTIONAL SATIN ST/STL:  
KSSP = SIDE PANELS,  
KHSF6 = FRONT PANEL

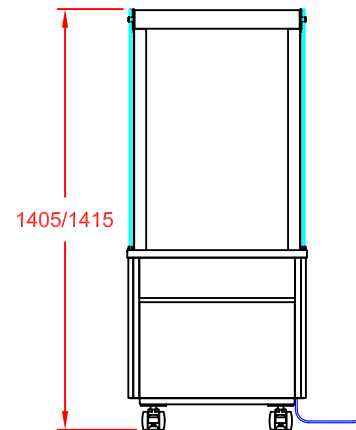
END VIEW

13A PLUG TOP  
& 3m LEAD  
POWER SUPPLY:  
13A, 230V, 2.04kW



FRONT VIEW  
(CUSTOMER SIDE)

BASE MOUNTED DIGITAL  
CONTROL PANEL



REAR VIEW  
(OPERATOR SIDE)

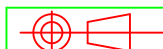
APPROX. UN-CRATED  
WEIGHT OF UNIT: 115Kg



CED FABRICATIONS LTD  
UNITS A1-A4, FALCON COURT  
CLAYTON BUSINESS PARK  
CLAYTON-LE-MOORS  
HYNDBURN  
LANCASHIRE BB5 5JD

This drawing and information herein is confidential to CED Fabrications Ltd.  
It is issued in confidence that it will not be disclosed to any third  
party in part or in whole without permission from CED FABRICATIONS Ltd.

© CED FABRICATIONS LTD



## DESCRIPTION:

DESIGNLINE PATISSERIE  
600mm SELF HELP HOT - FIXED BACK

SCALE: 1 : 2.5 @ A4 REV No: B

PRODUCT  
CODE:

PH6FB